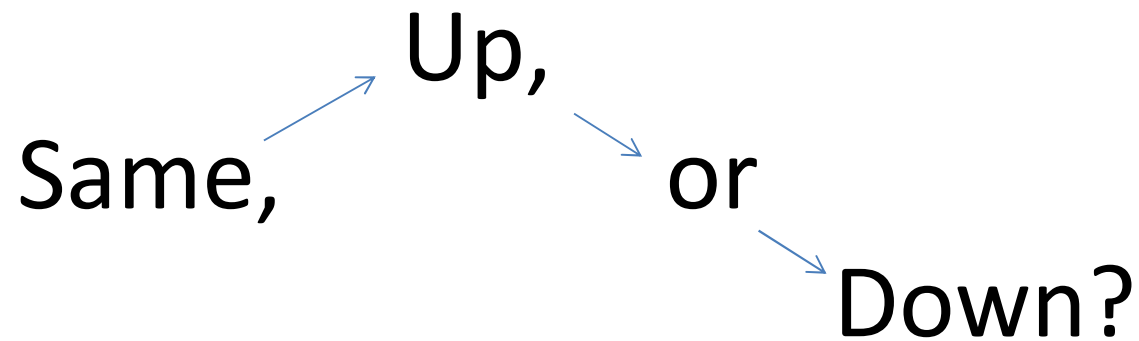
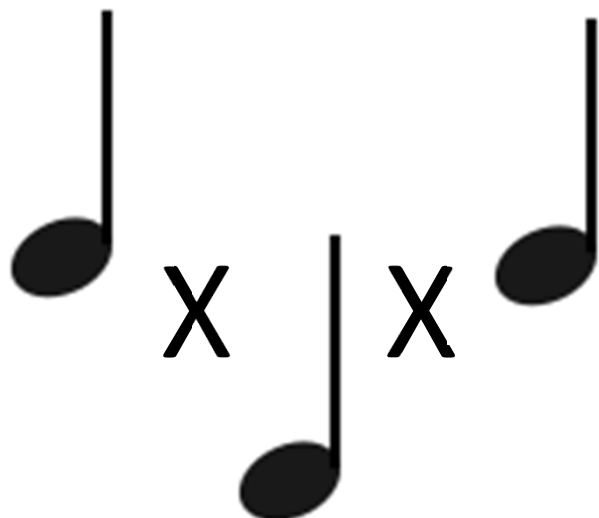
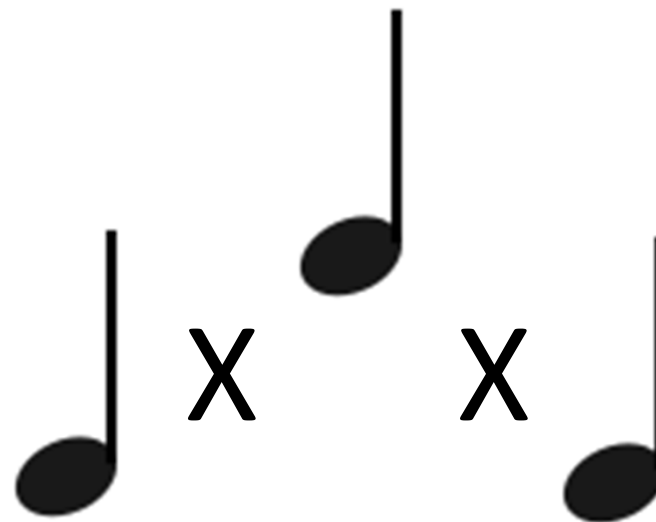


Same, Up, or Down?



- This simple ear training activity can be used from the very first lesson—just print and cut out the cards on the following pages!
- Start with just the first two cards—same or up/different—and have students listen and identify these short patterns as they are played on the piano.
- Gradually add more cards and begin creating longer patterns by playing several patterns in a row and asking students to put the cards in the correct order.
- The last two cards (using an “X” between the notes) introduce the concept of listening for skips. Practice singing and playing these cards separately before adding them to the mix.
- Once your students are comfortable with this activity, they are ready to do the ear training challenge worksheets on the website.





Same, Up, or Down?

www.chrissyricke.com